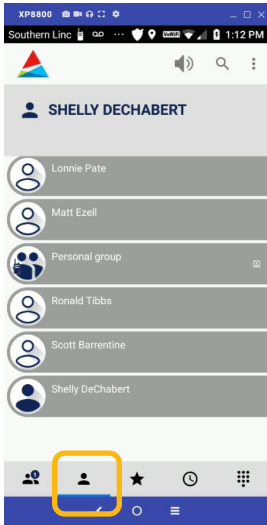


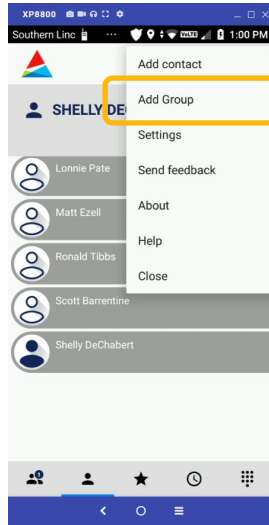
Linc MCPTT - Group Calling



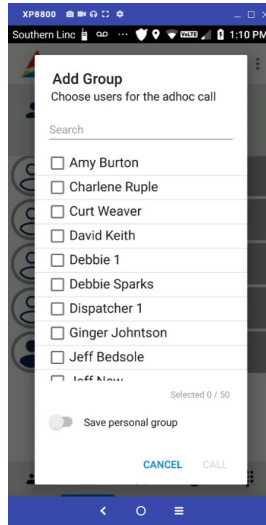
Creating a Group for a call and Saving it



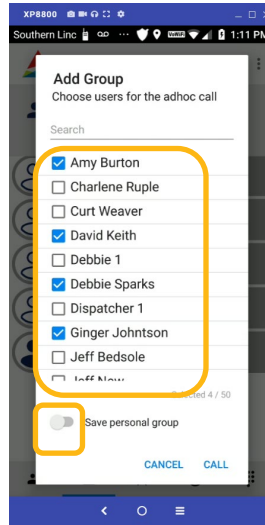
To have a group MCPTT call with just the people you need to talk with, begin in the Contacts tab on the main screen of the MCPTT app. Touch the 3 dots in the top right of the screen to open the menu.



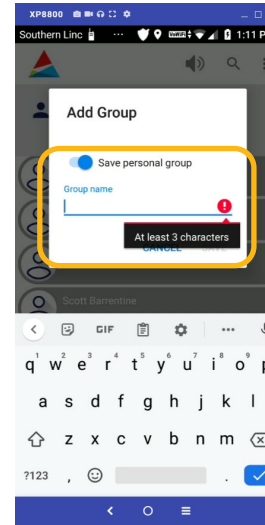
Touch Add Group.



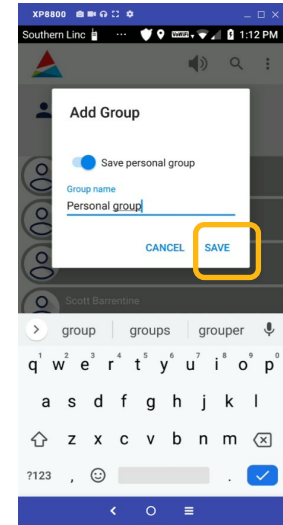
A list of Contacts appears.



Scroll through the list and touch the check box for the names you want to participate in the group call.
Touch the slider button to save this group if you want to use it again.

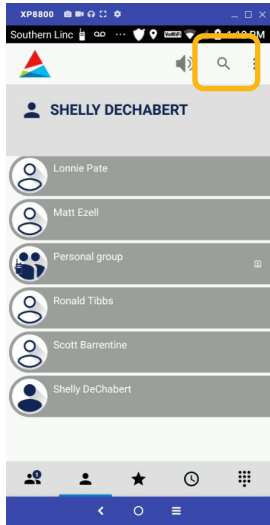


When the slider turns blue, add a name for the group you just created.

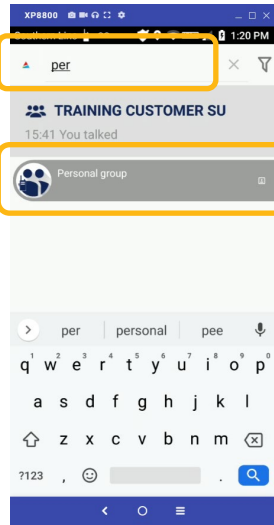


Touch SAVE. The Group will be saved in your Contacts list.

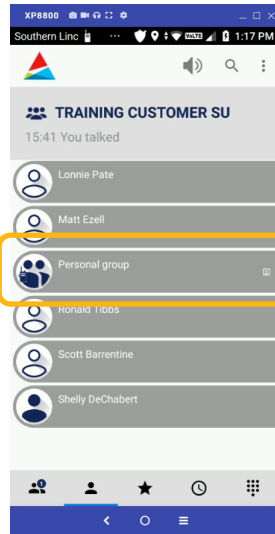
Making a call to a Group you created




From the Contacts tab, touch the search tool in the upper right of the screen.



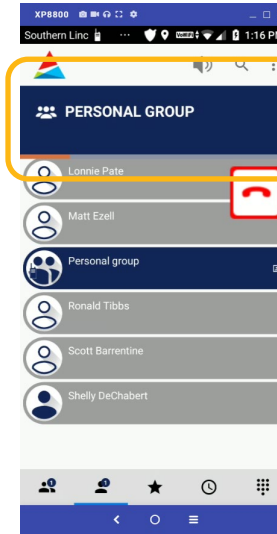
Enter the first few letters of your group name. A list will show matching Contacts.



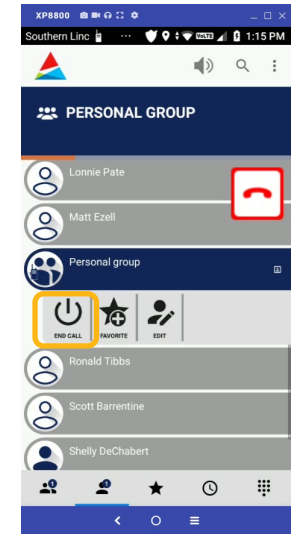
Or, you can scroll through your contacts to find your group.



Touch your group name to place it in the "Target Box" at the top of the screen. Push the PTT button on your phone or the PTT Call icon on the screen. You'll see this when Settings – PTT Features – "Short Press on Contact/Personal Groups selects it as target" has been enabled.

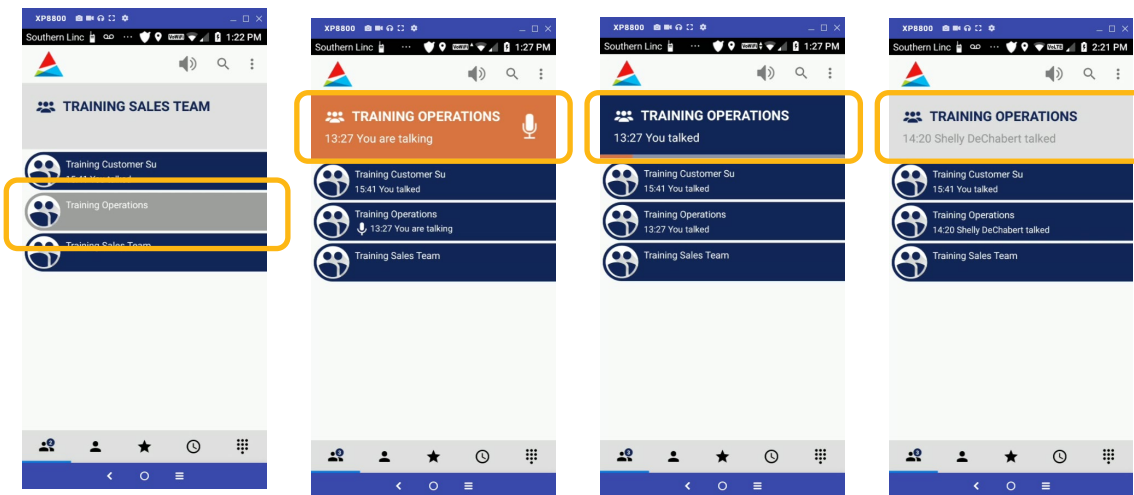


The Target Box will turn blue and an orange bar will show that the call is active.



You can end the call by touch "End Call" in the Subnav, by touching the Red Call end icon or by waiting for the system to end the call after a few seconds of inactivity.

Making a Group Call from lists in the Groups Tab



From the Groups tab, scroll through your list of pre-loaded Groups. Long press the group name. It will appear in the Target Box at the top of the screen.

Push your PTT button and begin talking to start a call. When you or someone else talks, the Target Box will turn orange.

During the call, the Target Box will turn blue and an orange bar will appear under the box to show that the call is still in progress but no one is talking.

The call will end automatically after a few seconds of inactivity and the Target Box will return to gray.